

Wall Washer

SLT-WW02



PERFORMANCE DATA

Efficacy : 114 Lm/W

Input Voltage : 220 - 240V

Frequency : 50-60Hz

Color Rendering : CRI 90

Color Temperature : 3000

Life Time : 50.000 hrs

Optic : 15°

Class : I

MECHANICAL SPECIFICATIONS

Material : Stainless Steel

Mounting : Surface


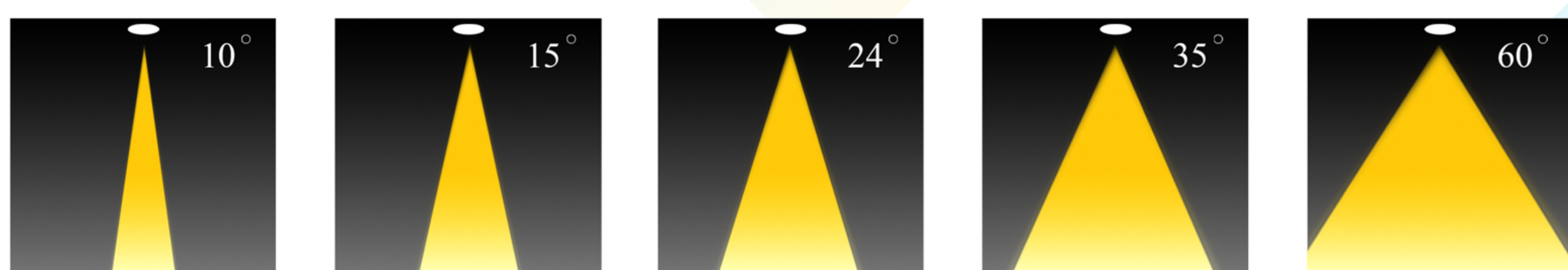
Lens : Tempered Glass

Finish : Gray

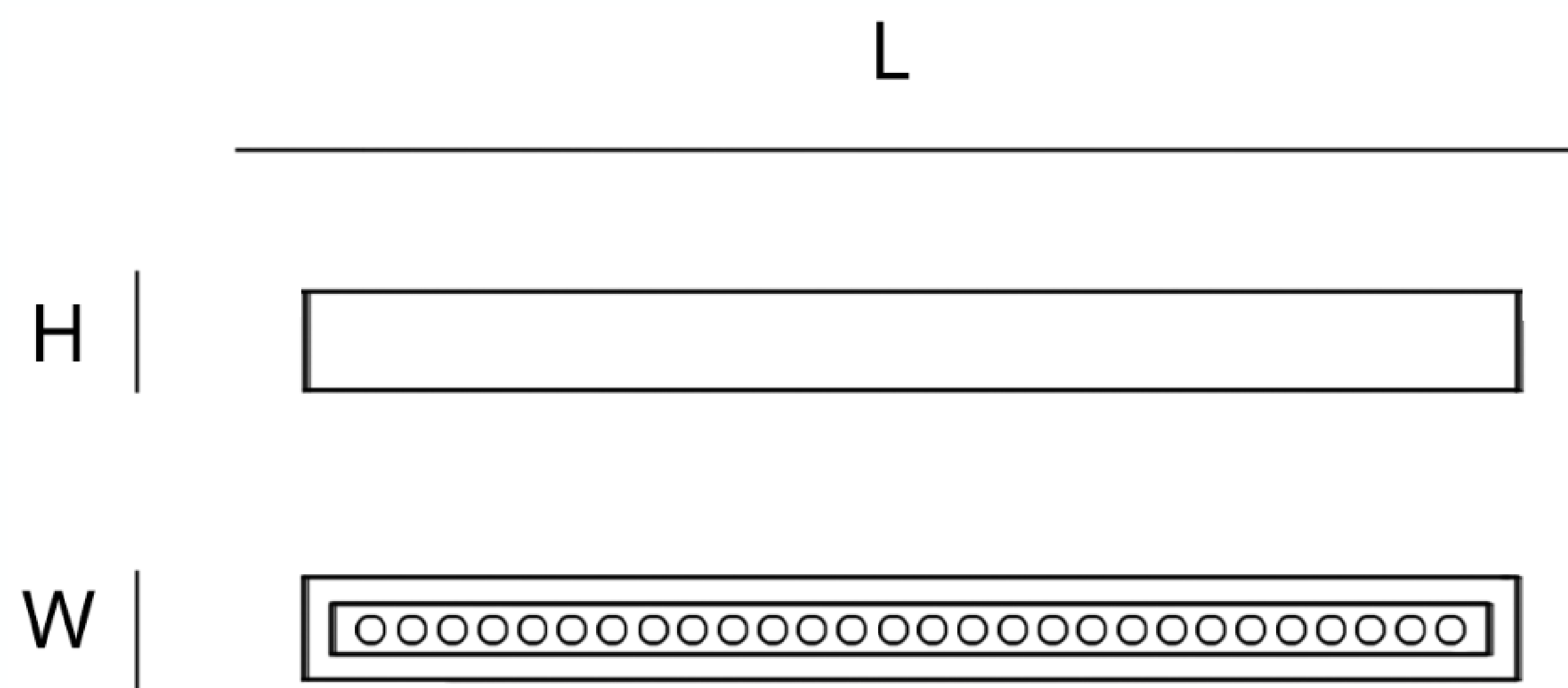
Protection Class : IP 67

Mechanical resistance : IK 10

OPTICS



Code	Power W	Efficacy Lm/W	Colour Temp. K	Dimensions L x W x H mm	Driver	LED Chip	Weight Kg
WW023309015CDXXX	27 54	114	3000	1200x90x90 mm	Done	Cree	2.365



CUSTOMISZE OPTIONS

3K	4K	6.5K	CRI >80	DALI	IK10
Light Temperature 3000K	Light Temperature 4000K	Light Temperature 6500K	Color Rendering Index >80		

POLAR CURVE

